


Opioid Overdose Deaths by Sex



Search State Health Facts Data 

Timeframe: 2010

TABLE

Location	Male	Female	Total
Missouri	407	192	599

NOTES

()

Notes

The National Vital Statistics System multiple cause-of-death mortality files were used to identify drug overdose deaths. Drug overdose deaths were classified using the International Classification of Disease, Tenth Revision (ICD-10), based on the ICD-10 underlying cause-of-death codes X40-44 (unintentional), X60-64 (suicide), X85 (homicide), or Y10-Y14 (undetermined intent). Among the deaths with drug overdose as the underlying cause, the type of opioid involved is indicated by the following ICD-10 multiple cause-of-death codes: opioids (T40.0, T40.1, T40.2, T40.3, T40.4, or T40.6);

natural and semisynthetic opioids (T40.2); methadone (T40.3); synthetic opioids, other than methadone (T40.4); and heroin (T40.1).

Deaths from illegally-made fentanyl cannot be distinguished from pharmaceutical fentanyl in the data source. For this reason, deaths from both legally prescribed and illegally produced fentanyl are included in these data.

Rates presented in this data table represent age-adjusted rates per 100,000 population.

Sources

KFF analysis of Centers for Disease Control and Prevention (CDC), National Center for Health Statistics. Multiple Cause of Death 1999-2019 on CDC WONDER Online Database, released 2021. Data are from the Multiple Cause of Death Files, 1999-2019, as compiled from data provided by the 57 vital statistics jurisdictions through the Vital Statistics Cooperative Program. Accessed at <http://wonder.cdc.gov/mcd-icd10.html> (<http://wonder.cdc.gov/mcd-icd10.html>) on February 26, 2021.

Definitions

NSD: Not sufficient data. Data suppressed to ensure confidentiality.

GET THE LATEST ON HEALTH POLICY

[Sign Up For Email Alerts](#)

Enter email address...

SIGN UP >

FOLLOW KFF



Twitter



Facebook



Instagram



Email Alerts



Feeds

KFF

© 2021 KAISER FAMILY FOUNDATION

Powered by WordPress VIP



[CITATIONS AND REPRINTS](#) [PRIVACY POLICY](#)

The Henry J. Kaiser Family Foundation Headquarters: 185 Berry St., Suite 2000, San Francisco, CA 94107 | Phone 650-854-9400

Washington Offices and Barbara Jordan Conference Center: 1330 G Street, NW, Washington, DC 20005 | Phone 202-347-5270

www.kff.org | Email Alerts: kff.org/email | facebook.com/KaiserFamilyFoundation | twitter.com/kff

Filling the need for trusted information on national health issues, the Kaiser Family Foundation is a nonprofit organization based in San Francisco, California.

Opioid Overdose Deaths by Sex



Timeframe: 2011

REFINE RESULTS

TIMEFRAME i

2011

[TABLE](#) | [MAP](#) | [TREND GRAPH](#)

Location	Male	Female	Total
Missouri	394	201	595

REFINE RESULTS

TIMEFRAME i

2012

[TABLE](#) | [MAP](#) | [TREND GRAPH](#)

Location	Male	Female	Total
Missouri	350	189	539

REFINE RESULTS

TIMEFRAME i

2013

[TABLE](#) | [MAP](#) | [TREND GRAPH](#)

Location	Male	Female	Total
Missouri	391	229	620

REFINE RESULTS

TIMEFRAME i

2014

[TABLE](#) | [MAP](#) | [TREND GRAPH](#)

Location	Male	Female	Total
Missouri	442	254	696

REFINE RESULTS

TIMEFRAME i

2015

[TABLE](#) | [MAP](#) | [TREND GRAPH](#)

Location	Male	Female	Total
Missouri	435	257	692

REFINE RESULTS

TIMEFRAME i

2016

[TABLE](#) | [MAP](#) | [TREND GRAPH](#)

Location	Male	Female	Total
Missouri	609	305	914

REFINE RESULTS

TIMEFRAME i

2017

[TABLE](#) | [MAP](#) | [TREND GRAPH](#)

Location	Male	Female	Total
Missouri	642	310	952

REFINE RESULTS

TIMEFRAME i


2018


[TABLE](#) | [MAP](#) | [TREND GRAPH](#)

Location	Male	Female	Total
Missouri	768	364	1,132

REFINE RESULTS

 [TABLE](#) |  [MAP](#) |  [TREND GRAPH](#)

TIMEFRAME 

2019 

Location	Male	Female	Total
Missouri	738	358	1,096