

Suicides in Colorado: Counts

Colorado Vital Statistics Program, (death certificate)

Total suicides for selected populations and years:
8,376

Number of suicides by demographics
Click on one or more subgroups below to filter all other charts to that group(s); click again to deselect

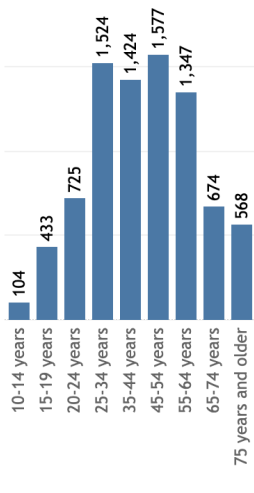
2019

2019

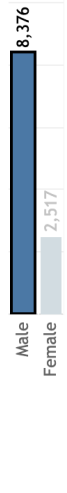
Select method used to inflict the fatal injury:

All methods

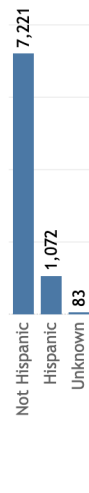
by age



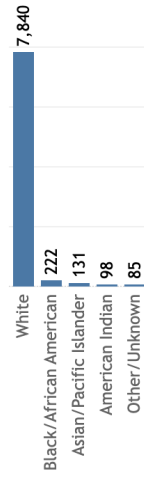
by sex



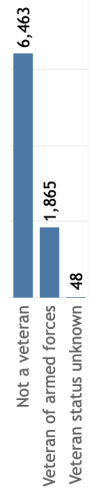
by ethnicity



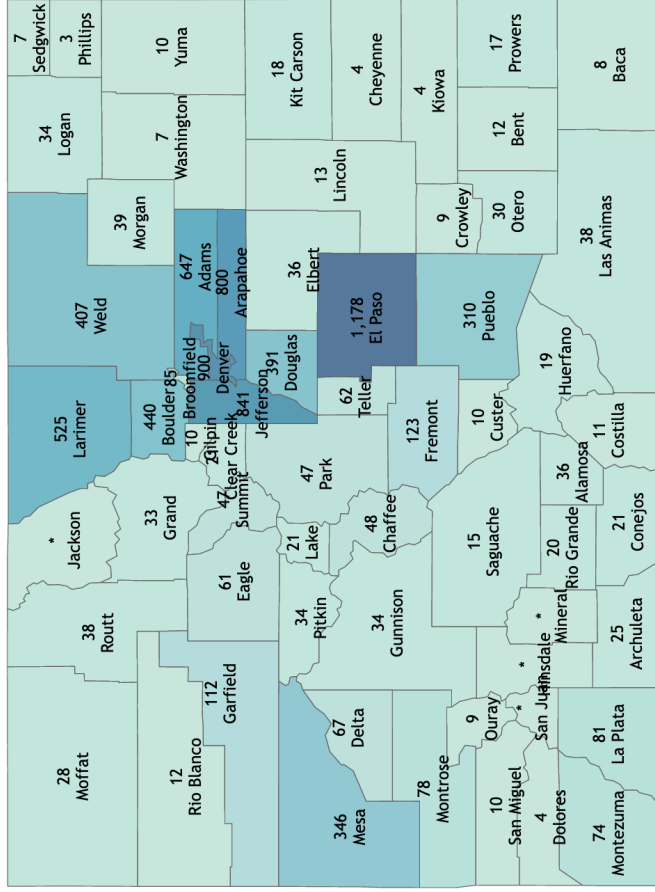
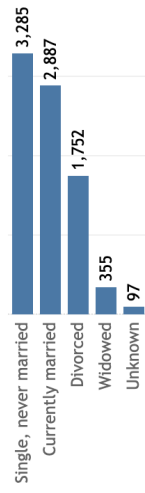
by race



by veteran status (ever in U.S. Armed Forces)



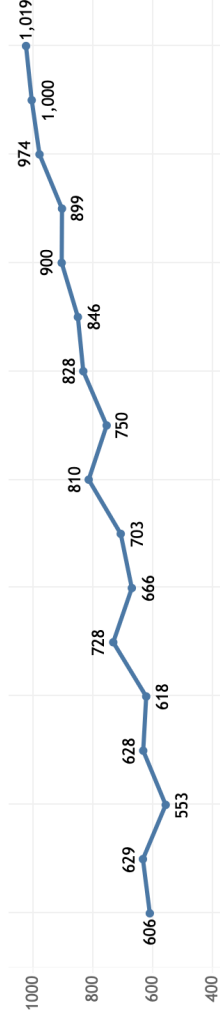
by marital status



Selected population for all charts on this page

Age: All, Sex: Male, Ethnicity: All, Race: All, Marital status: All, Veteran status: All, Method: All methods, County: All

Number of suicides per year, 2004-2020



Suicides in Colorado: Counts

Colorado Vital Statistics Program, (death certificate)

Total suicides for selected populations and years:

2,517

Select years:

2010 2019

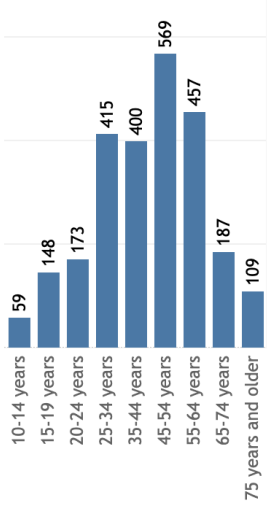
Number of suicides by demographics

Click on one or more subgroups below to filter all other charts to that group(s); click again to deselect

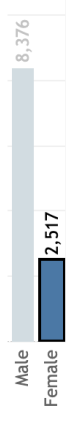
Select method used to inflict the fatal injury:

All methods

by age



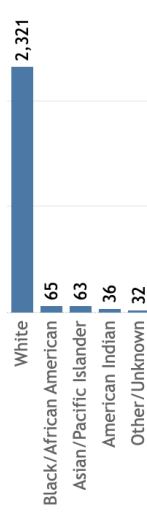
by sex



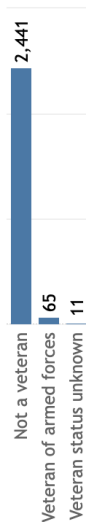
by ethnicity



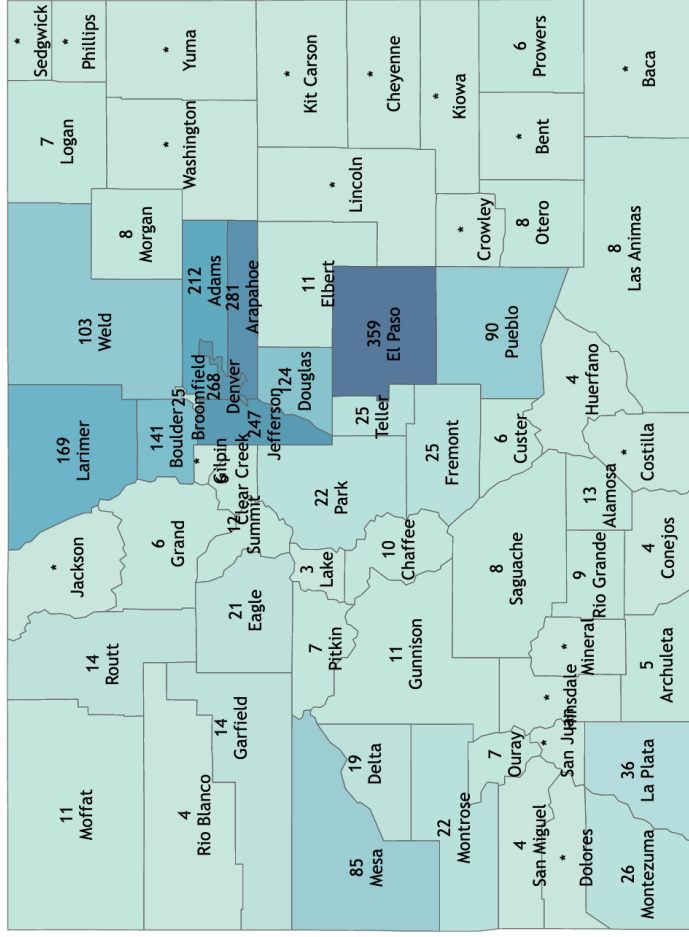
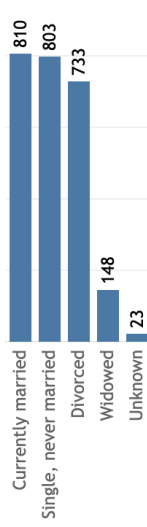
by race



by veteran status (ever in U.S. Armed Forces)



by marital status



Selected population for all charts on this page
 Age: All, Sex: Female, Ethnicity: All, Race: All, Marital status: All, Veteran status: All, Method: All methods, County: All
 Number of suicides per year, 2004-2020

